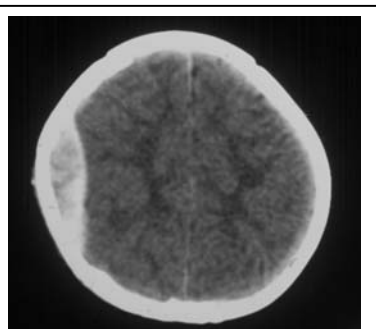
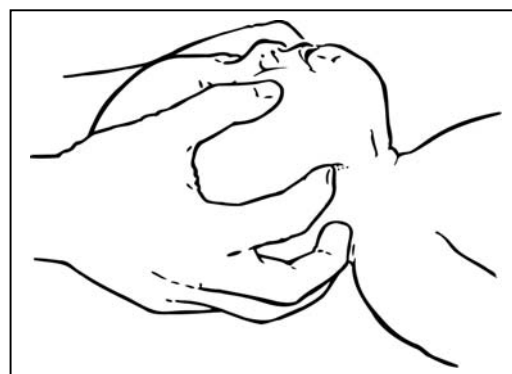



Advanced Paediatric Life Support CD rom The Practical Approach

Companion disc to the
Fourth Edition



***** A DVD VERSION WITH HIGH RESOLUTION VIDEOS IS AVAILABLE FROM CHILDHEALTH ADVOCACY INTERNATIONAL: ruth@caiuk.org**



INSTRUCTIONS ON HOW TO USE THIS CD ROM

INSTALLATION

This CD will only run on Microsoft Windows based PCs. It will not run on Macintosh computers.

It will run on PCs with Windows 98 Second Edition (SE), Windows Millennium Edition (ME), Windows 2000*, Windows XP* and Windows Vista*

In order to view the video content you must have Windows Media Player installed. This is usually standard with all current Microsoft Windows PCs but if not, you will have to go to the Microsoft Windows website to download it:

<http://www.microsoft.com/windows/windowsmedia/download/>

AUTORUNNING YOUR CD for Windows 98SE, Windows ME, Windows 2000*, Windows XP* and Windows Vista*

Insert the APLS Multimedia CD-ROM into your CD-ROM drive. Usually the APLS Multimedia CD-ROM application should automatically run on your computer. If this is not the case, for example due to local IT policy or settings, follow the manual running instructions instead (see below).

Windows Media Components

All these files can be obtained from: <http://www.microsoft.com/windows/windowsmedia/download/>

Many people will already have the correct files on their machines. However, if the videos do not play the first action you should take is to make sure that you have the Windows Media Player 9 (WMP9) codecs available by installing the WM9 codec package below designed for your system onto your computer. A codec is the programme needed by your computer to run the audio and visual parts of a video. If that fails, consider upgrading your Windows Media Player to the latest supported version for your operating system by going on line to: <http://www.microsoft.com/windows/windowsmedia/download/>

Windows Media Codecs available on-line or on the APLS CD Rom

Windows XP* - Windows Media Player 7.1, 9 or 10: This package which is called [WM9Codecs.exe] is already on your APLS CD in the folder containing these instructions and is for users who want to provide the video codecs to play the latest Windows Media Audio and Video for computers running Windows Media Player 7.1, Windows Media Player for Windows XP, Windows Media Player 9 Series, and Windows Media Player 10.

Windows 98SE, Windows ME and Windows 2000* - Windows Media Player 7.1 or later: This package which is also on your APLS CD in the folder containing these instructions is called [WM9Codecs9x.exe] and is for users who want to provide the video codecs to play the latest Windows Media Audio and Video for computers running Windows Media Player 7.1 or later for Windows 98SE, Windows Millenium Edition (ME), and Windows 2000.

Windows 98SE, Windows ME and Windows 2000* - Windows Media Player 6.4: This package which is also on your APLS CD in the folder containing these instructions is called [WMP6cdcs.exe] and is for users who want to provide the video codecs to play the latest Windows Media Audio and Video for computers running Windows Media Player 6.4 or later for Windows 98, Windows Millenium Edition (ME), and Windows 2000.

After installing components it may be necessary for the machine to be restarted.

MANUALLY RUNNING YOUR CD ROM

If the CD-ROM does not automatically start on your machine you can perform a manual install as follows:

1. Insert the APLS Multimedia CD-ROM into your CD-ROM drive.
2. Select RUN from the Windows Start menu.
3. Select BROWSE and go to your CD-ROM drive.
4. Double-click on the "DOUBLE CLICK TO RUN APLS.exe" file or "START.exe" file
5. Follow the procedures outlined in the previous AUTORUN section, starting with item 2.

Administrator Privileges

- On Windows 2000, XP and Vista systems you must have administrator rights in order to install any required software components that are not already present on your computer. If you do not have administrator rights you must contact your IT department or systems administrator for assistance in installing the required software components.

- NOTE: If your system already has the required software components installed then you do not need administrator rights simply to run the APLS Multimedia CD-ROM.

HELP ONCE THE CD ROM IS RUNNING ON YOUR COMPUTER

If you need help on browsing the APLS CD, you can obtain information by clicking on the "HELP" button located on the right-top corner of the APLS CD window.

The APLS CD contains large number (more than 100) video-clips with sound. Your computer should have speakers or headphones plugged in for listening to the sound. In case you do not have speakers/headphones available, you can read the text script of the voice-over for each of the video clips in the APLS CD Gallery.

FURTHER TROUBLESHOOTING

The APLS Multimedia installer still does not start

1. Select 'My Computer' from your desktop or start menu.
2. Select the CD-ROM icon with a single click of the left mouse button and then use the right mouse button to bring up a popup menu from the CD-ROM icon.
3. On the popup menu select BROWSE or EXPLORE.
4. A window will be displayed containing the APLS Multimedia CD-ROM files. Select the icon named "DOUBLE CLICK TO RUN APLS.exe" file or "START.exe" file and double click on it.

The APLS Multimedia CD-ROM does not play the videos

Make sure that you have installed the multimedia components required for your Windows PC as above.

The APLS Multimedia CD-ROM plays the videos but without any sound

Make sure that you have installed the multimedia components required for your Windows PC as above.

Make sure that your sound is not muted by going to the CONTROL PANEL and selecting "Sounds and audio devices". In addition you can set the sound level to suit your hearing.

LICENCE AGREEMENT

This agreement is between Childhealth Advocacy International and the Advanced Life Support Group and the users of APLS CD software. If you do not intend to honour this agreement, please exit now.

No code, part, image, video clip, audio sample or text may be copied or used by the user without prior consent of the two organizations outlined in the above paragraph.

The user of APLS CD software may not use or distribute APLS CD software for any unlawful purpose. We are happy for you to use the material for the teaching of health workers but we would ask you to acknowledge in your presentation the source of the material.

Copyright for the ESS-EMNH CD is retained by CAI and ALSG. The sale of and or distribution of copies of the ESS-EMNH CD is strictly forbidden without the permission of one of the two organisations who prepared the material listed in the above first paragraph. We are, however, keen for the CD rom to be distributed without charge to as many healthcare workers as possible in poorly resourced healthcare facilities. If you are based in a well-resourced country we request that you ask colleagues to buy the CD from CAI so that the profits from such sales may enhance the undertaking of the ESS-EMCH programme in poorly resourced countries.

DISCLAIMER OF DAMAGES

Regardless of whether any remedy set forth herein fails in its essential purpose, in no event will the two organisations listed above be liable to you for any special, consequential, indirect or similar damages, including any lost data arising out of the use or inability to use the software



Advanced Paediatric Life Support CD rom

The contents of this CD Rom were assembled with the help of many health care professionals in a number of countries. Thanks largely to the excellent primary health care service and triage systems available in the United Kingdom; it is far less common than it used to be for critically ill children to present to hospitals. Many diseases are caught early so that they do not progress to a state of shock or near death. Therefore, in trying to produce teaching materials which would help health professionals to deal with this critical early period after the presentation of a serious illness or injury, we obtained much of our video footage and many clinical photographs from very poor and disadvantaged countries. In these countries infrastructures and resources are so limited that many children present late in their illnesses, and the resources to treat them are minimal if present at all.

In recognition of this appalling state of affairs, the aim of our two charities is to utilize the profits from the sale of this CD Rom to improve the care of critically ill and injured children in poorly resourced countries. A proportion of the funds will go on training and the remainder on providing the bare essentials such as intravenous cannulae, emergency drugs, giving sets etc. In sub-Saharan Africa and South Asia, parents presenting their critically ill child to the hospital are frequently requested first to go to a nearby pharmacy and purchase the necessary drugs and equipment to treat the child. Rarely are self-inflating bag and mask systems available, and even oxygen is either unavailable or extremely limited, often running out by early afternoon, leaving children admitted during the evening and night without this essential and vital treatment being available.

In obtaining the clinical material for this CD Rom we adopted an approach which has since been confirmed by the General Medical Council of the UK as an appropriate way of obtaining consent for the use of clinical material for medical education. Thus, we have consent for all of the video clips and photographs that were obtained specifically for inclusion. In the case of children over one year of age we have anonymised them, sometimes only partially if it was essential for the purposes of education to see the specific clinical features of the face, for example, eye twitching in partial seizures.

We hope you find this CD Rom helpful and valuable in your ongoing management of critically ill and injured children. We would also welcome ideas for the next edition - please send them to the addresses below.

Finally, for candidates on the Advanced Paediatric Life Support (APLS) course, you will be tested ONLY on your knowledge of what is in the 4th Edition of the APLS manual, not on the contents of this CD Rom, which include a number of additional international subjects. If any approaches or protocols change following the production of this CD Rom, they will be posted on the ALSG website, address below.

Childhealth Advocacy International
Conway Chambers
83 Derby Road
Nottingham NG1 5BB
Registered Charity No: 1071486
www.caiuk.org
ruth@caiuk.org

Advanced Life Support Group
ALSG Centre for Training & Development
29-31 Ellesmere Street
Swinton, Manchester M27 0LA
Registered Charity No: 1095478
www.alsg.org

Medical disclaimer

Every effort has been made to ensure that the medical advice given in this CD rom reflects the best available evidence and that the drug dosages are accurate. However, the authors and publishers cannot be responsible for any clinical problems that may result from any errors of fact or advice given in this CD Rom.

Some of the video clips display less than optimal management. This is highlighted by the presence of a red outline to the video clip, a red triangle and a warning section at the beginning of each video. Clicking on the red triangle results in a warning which describes, in text, the less than optimal management displayed. It is important that you read each of the red triangles in conjunction with viewing the accompanying video clip. The videos in the gallery also have the red triangles and texts of the videos.

The pictures and videos shown on this CD Rom have been acquired from a number of different sources. The majority are newly recorded and have the consent of the parents and when old enough of the child. They agreed to the inclusion of the pictures and video clips into this teaching material.

For pictures and videos taken from archives recorded many years ago, specific consent to include the data in this CD Rom has not been possible. However, in all such cases the material has been used in such a way that the children involved cannot be recognised, sometimes by electronic anonymisation.

In agreeing to use this CD Rom you must regard it as a confidential aid solely to be studied as part of the medical education of healthcare professionals involved in the emergency and critical care of babies and children.